

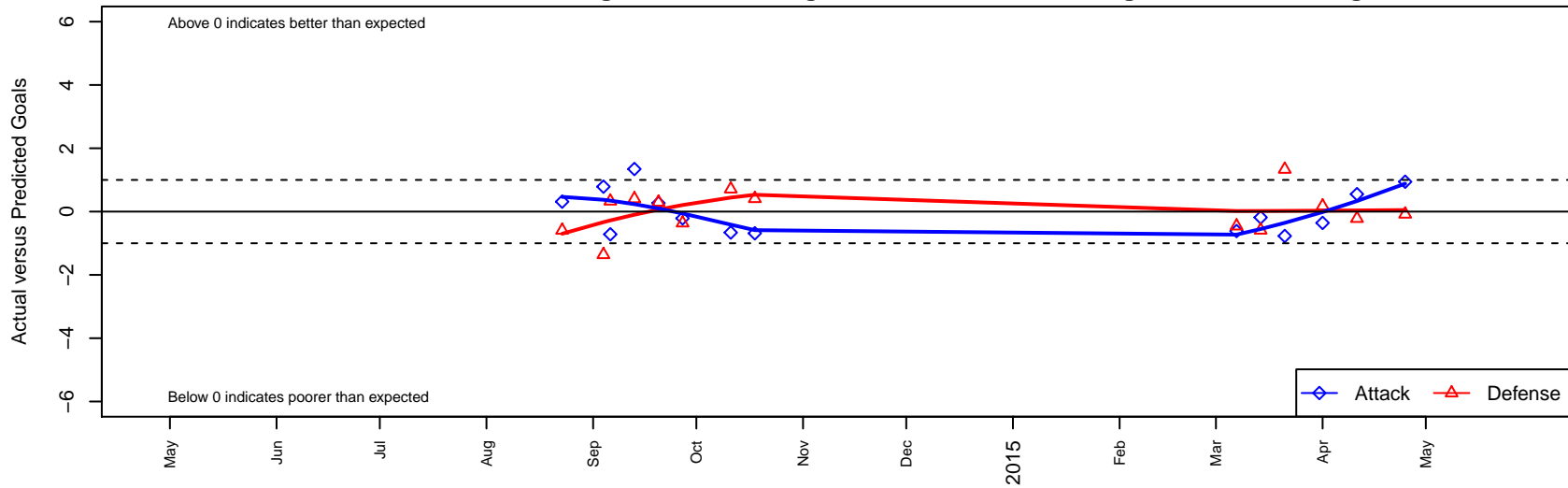
NWSC B00

Nationals West (Nampa Select)
 , ID
 B00 total strength=1119
 attack=3.24 defense=2.81
 fall league = Idaho D3 U14
 spr league = Spr Idaho D3 A U14

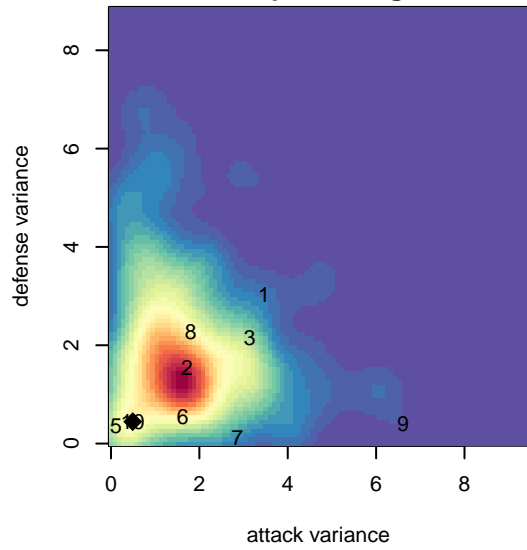
alt names used:
 NWSC
 NWSC

Venues played:
 2014 Idaho D3 U14 U14
 2014 Spr Idaho D3 A U14

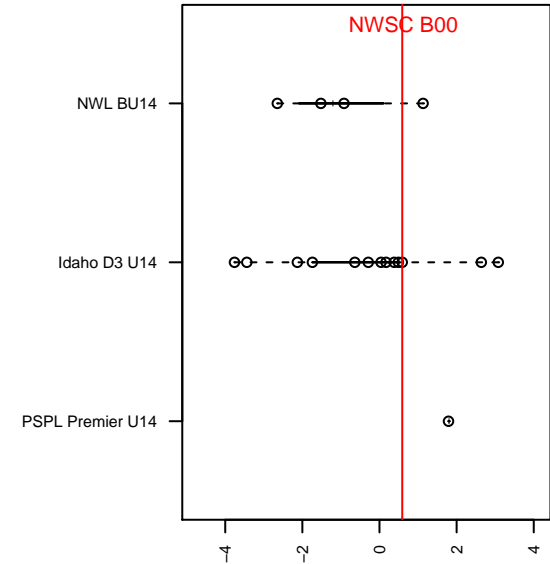
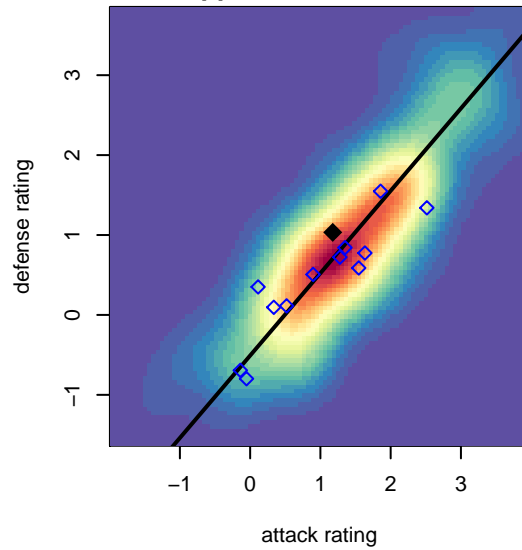
NWSC B00
 Dots are actual minus expected GF (blue circles) and GA (red triangles).
 Blue line is smoothed change in attack strength. Red is smoothed change in defense strength.



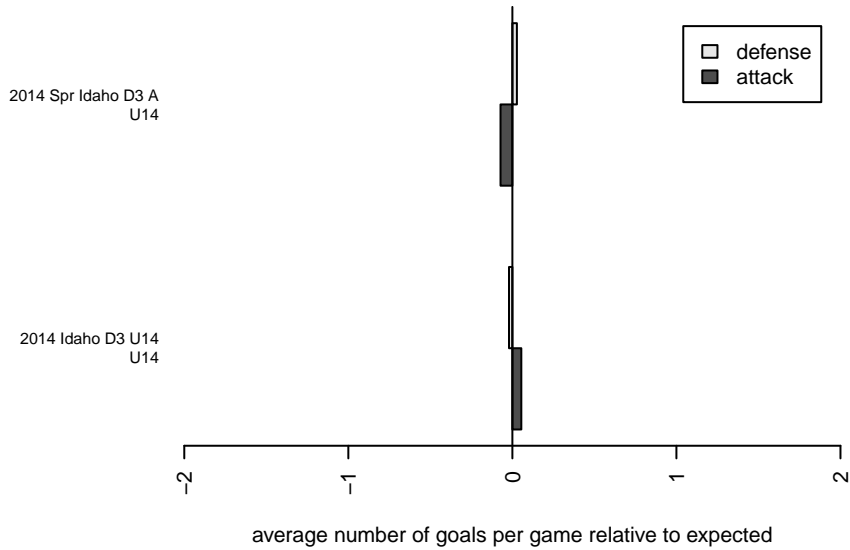
**attack and defense variance (black dot)
relative to other teams
and top 10 in region**



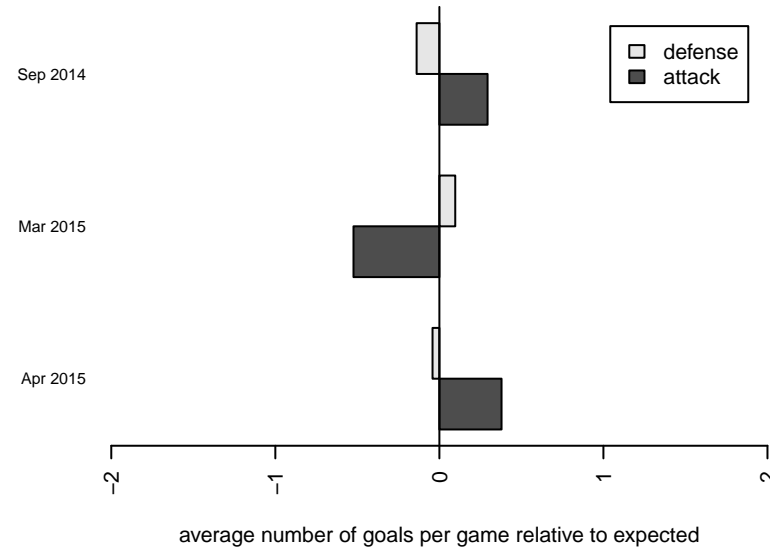
**attack and defense rating
relative to others at age
and all opponents in last 13 months**



Performance relative to 13 month average



Performance relative to 13 month average



date	home		away		venue	pred.home	pred.away
2015-04-25	NWSC B00	3	Idaho Arsenal United B00	2	2014 Spr Idaho D3 A U14	2.06	1.92
2015-04-11	Sawtooth United B00	2	NWSC B00	2	2014 Spr Idaho D3 A U14	1.78	1.45
2015-04-01	Cobra SC B00	1	NWSC B00	1	2014 Spr Idaho D3 A U14	1.17	1.36
2015-03-21	NWSC B00	0	Boise Nationals Madrid B00	3	2014 Spr Idaho D3 A U14	0.77	4.33
2015-03-14	FC Atletico B00	1	NWSC B00	2	2014 Spr Idaho D3 A U14	0.41	2.18
2015-03-07	FC Nova SuperNova Black B00	3	NWSC B00	0	2014 Spr Idaho D3 A U14	2.54	0.61
2014-10-18	NWSC B00	6	Mountain Home B00	0	2014 Idaho D3 U14 U14	6.69	0.41
2014-10-11	FC Nova White B00	0	NWSC B00	1	2014 Idaho D3 U14 U14	0.71	1.66
2014-09-27	NWSC B00	3	Boise Nationals Athletico B00	1	2014 Idaho D3 U14 U14	3.21	0.64
2014-09-20	NWSC B00	2	Neto United B00	1	2014 Idaho D3 U14 U14	1.73	1.29
2014-09-13	NWSC B00	4	Idaho Rush Nero B00	0	2014 Idaho D3 U14 U14	2.66	0.40
2014-09-06	UC United B00	0	NWSC B00	6	2014 Idaho D3 U14 U14	0.33	6.72
2014-09-04	Boise Nationals Athletico B00	2	NWSC B00	4	2014 Idaho D3 U14 U14	0.64	3.21
2014-08-23	Mountain Home B00	1	NWSC B00	7	2014 Idaho D3 U14 U14	0.41	6.69